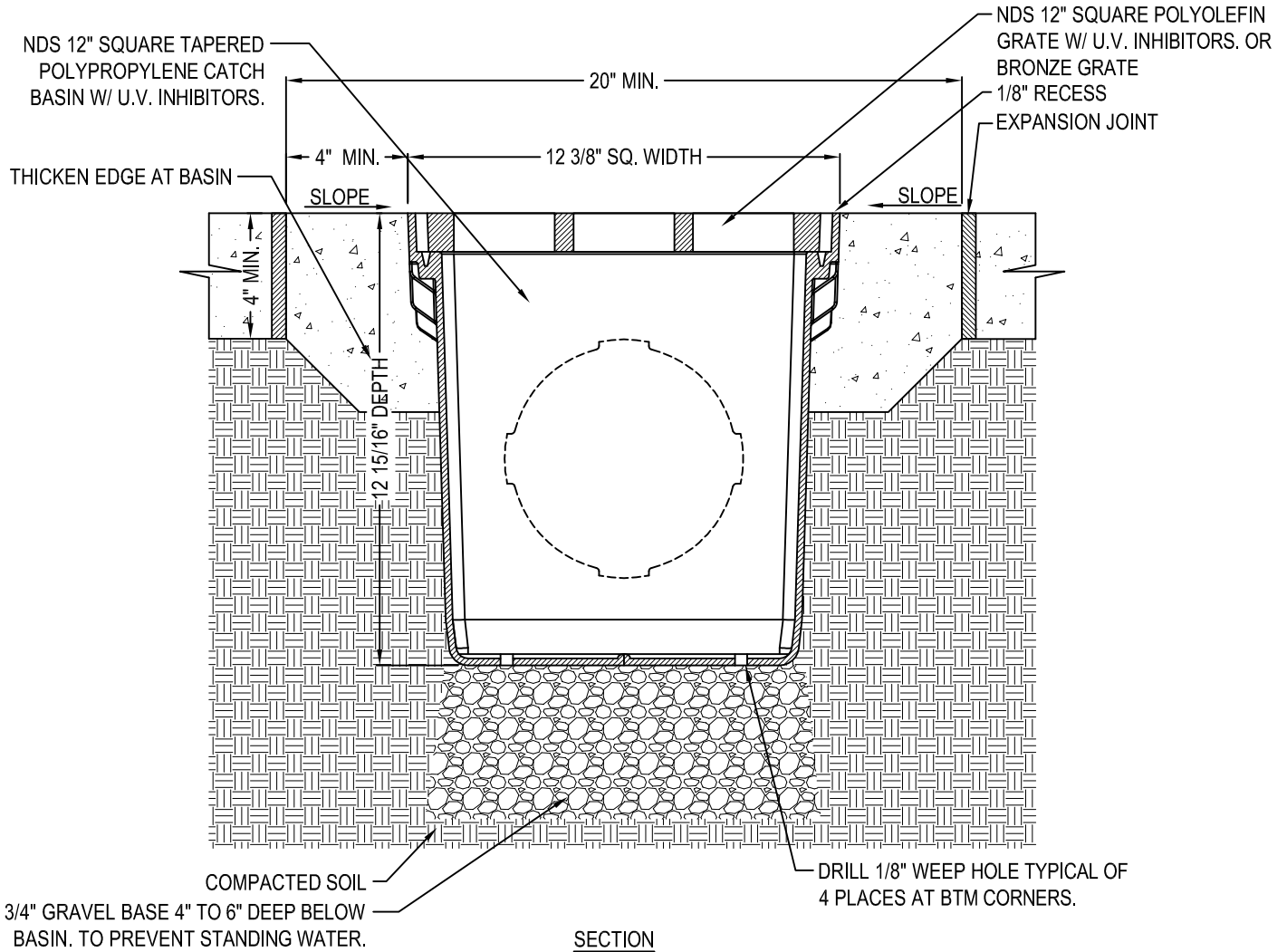


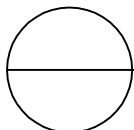
NDS[®]
We put water in its place

NDS, INC.
851 NORTH HARVARD AVE.
LINDSAY, CA 93247
TOLL FREE: 1-800-726-1994
PHONE: (559) 562-9888
FAX: (559) 562-4488
www.ndspro.com



NOTES:


1. GRATE TO BE ATTACHED TO CATCH BASIN WITH SCREW PROVIDED AT TIME OF INSTALLATION.
2. BRONZE GRATE TO BE USED IN PEDESTRIAN TRAFFIC APPLICATION ONLY.
3. DO NOT USE OVER 5 RISERS WITH CATCH BASIN.
4. INSTALLATION TO BE COMPLETED IN ACCORDANCE WITH MANUFACTURER'S SPECIFICATIONS.
5. DO NOT SCALE DRAWING.
6. THIS DRAWING IS INTENDED FOR USE BY ARCHITECTS, ENGINEERS, CONTRACTORS, CONSULTANTS AND DESIGN PROFESSIONALS FOR PLANNING PURPOSES ONLY.
7. ALL INFORMATION CONTAINED HEREIN WAS CURRENT AT THE TIME OF DEVELOPMENT BUT MUST BE REVIEWED AND APPROVED BY THE PRODUCT MANUFACTURER TO BE CONSIDERED ACCURATE.



SQUARE CATCH BASIN

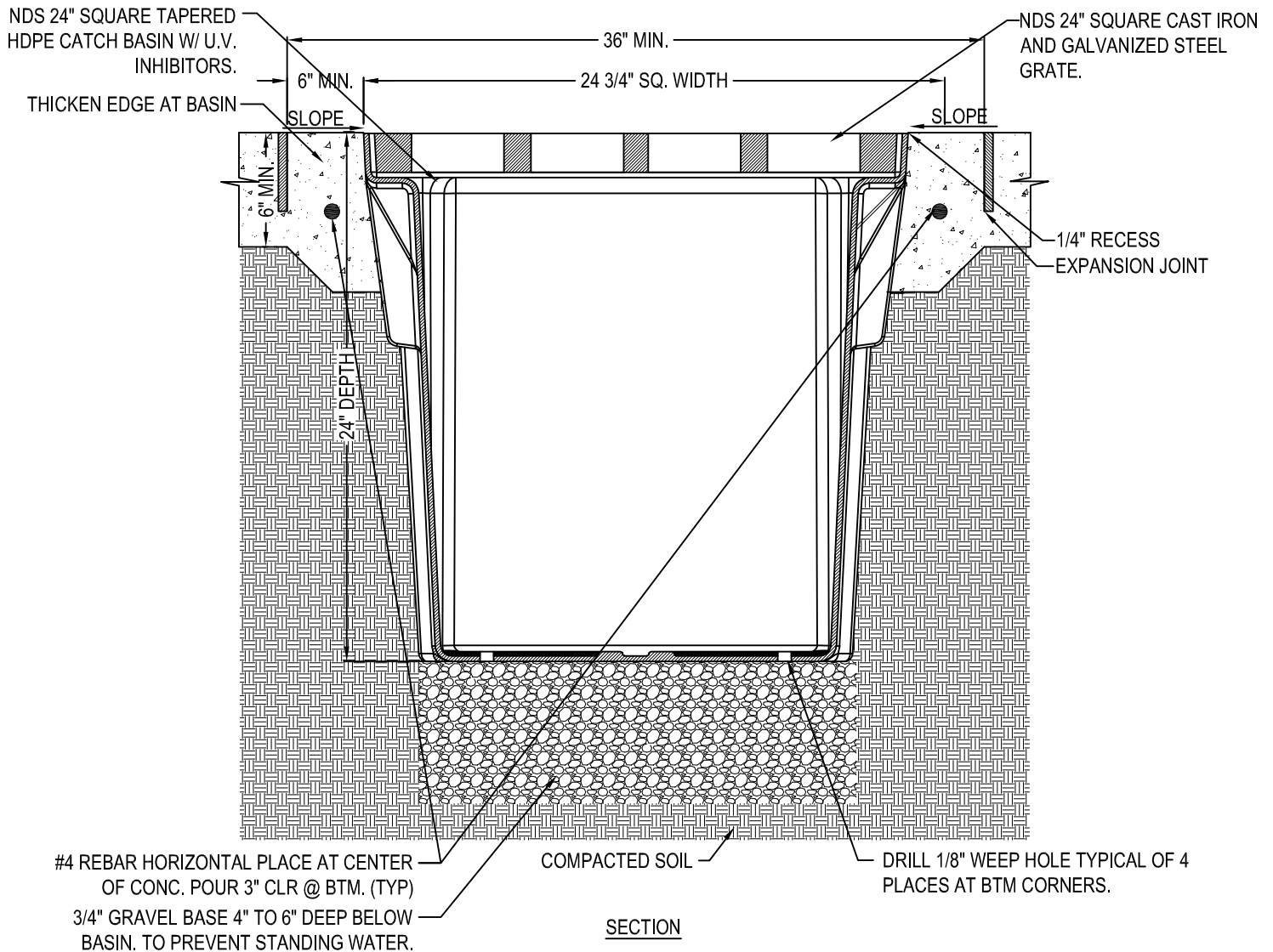
12" SQUARE CATCH BASIN - TYPICAL INSTALLATION FOR PEDESTRIAN & LIGHT VEHICULAR TRAFFIC APPLICATION LOAD CASE A & B





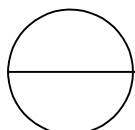
NDS[®]
We put water in its place

NDS, INC.
851 NORTH HARVARD AVE.
LINDSAY, CA 93247
TOLL FREE: 1-800-726-1994
PHONE: (559) 562-9888
FAX: (559) 562-4488
www.ndspro.com



NOTES:


1. GRATE TO BE ATTACHED TO CATCH BASIN WITH SCREW PROVIDED AT TIME OF INSTALLATION.
2. INSTALLATION TO BE COMPLETED IN ACCORDANCE WITH MANUFACTURER'S SPECIFICATIONS.
3. DO NOT SCALE DRAWING.
4. THIS DRAWING IS INTENDED FOR USE BY ARCHITECTS, ENGINEERS, CONTRACTORS, CONSULTANTS AND DESIGN PROFESSIONALS FOR PLANNING PURPOSES ONLY.
5. ALL INFORMATION CONTAINED HEREIN WAS CURRENT AT THE TIME OF DEVELOPMENT BUT MUST BE REVIEWED AND APPROVED BY THE PRODUCT MANUFACTURER TO BE CONSIDERED ACCURATE.



SQUARE CATCH BASIN

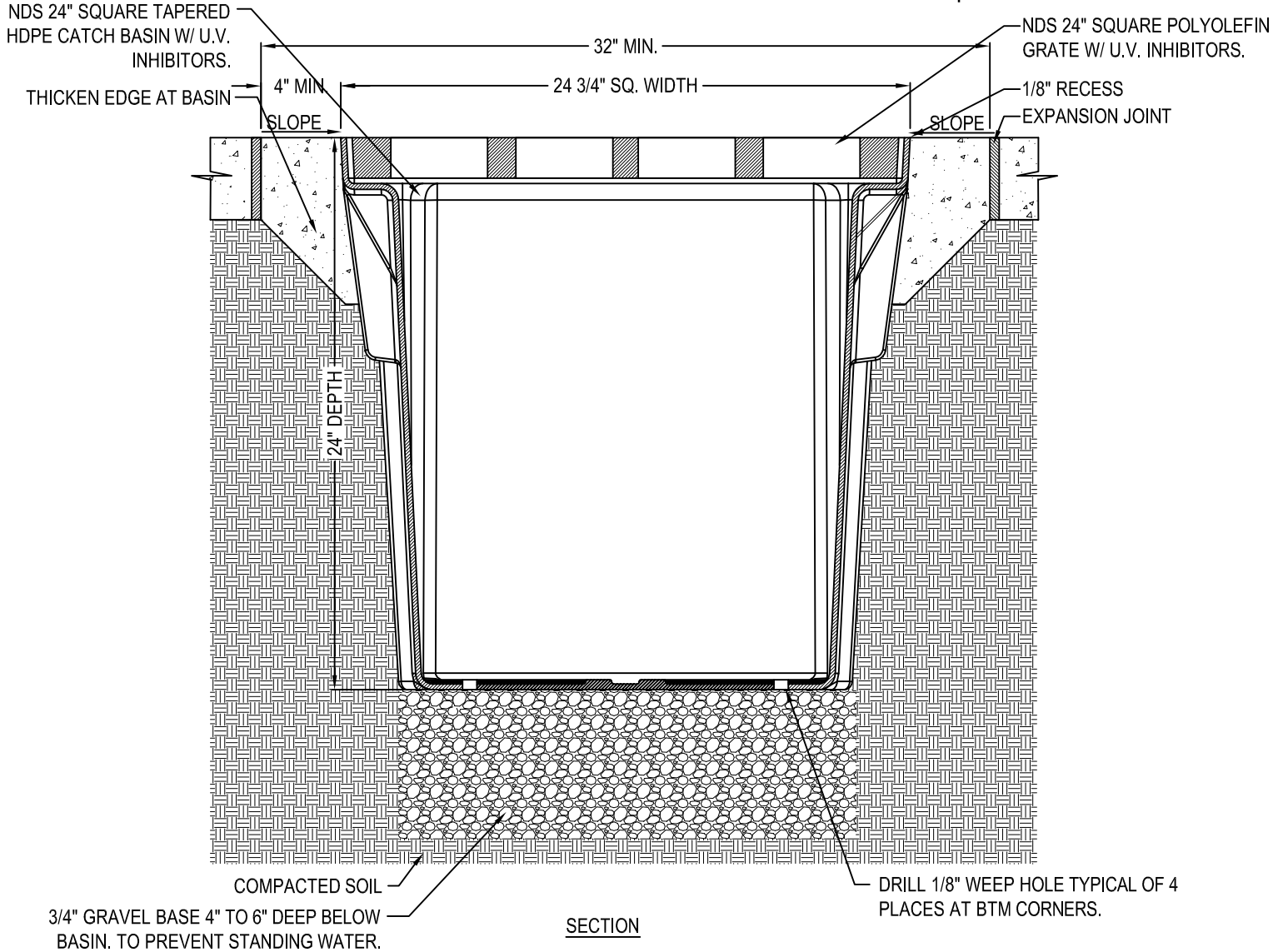
24" SQUARE CATCH BASIN - TYPICAL INSTALLATION FOR VEHICULAR TRAFFIC APPLICATIONS LOAD C





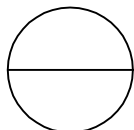
NDS[®]
 We put water in its place

NDS, INC.
 851 NORTH HARVARD AVE.
 LINDSAY, CA 93247
 TOLL FREE: 1-800-726-1994
 PHONE: (559) 562-9888
 FAX: (559) 562-4488
 www.ndspro.com



NOTES:


1. GRATE TO BE ATTACHED TO CATCH BASIN WITH SCREW PROVIDED AT TIME OF INSTALLATION.
2. INSTALLATION TO BE COMPLETED IN ACCORDANCE WITH MANUFACTURER'S SPECIFICATIONS.
3. DO NOT SCALE DRAWING.
4. THIS DRAWING IS INTENDED FOR USE BY ARCHITECTS, ENGINEERS, CONTRACTORS, CONSULTANTS AND DESIGN PROFESSIONALS FOR PLANNING PURPOSES ONLY.
5. ALL INFORMATION CONTAINED HEREIN WAS CURRENT AT THE TIME OF DEVELOPMENT BUT MUST BE REVIEWED AND APPROVED BY THE PRODUCT MANUFACTURER TO BE CONSIDERED ACCURATE.



SQUARE CATCH BASIN

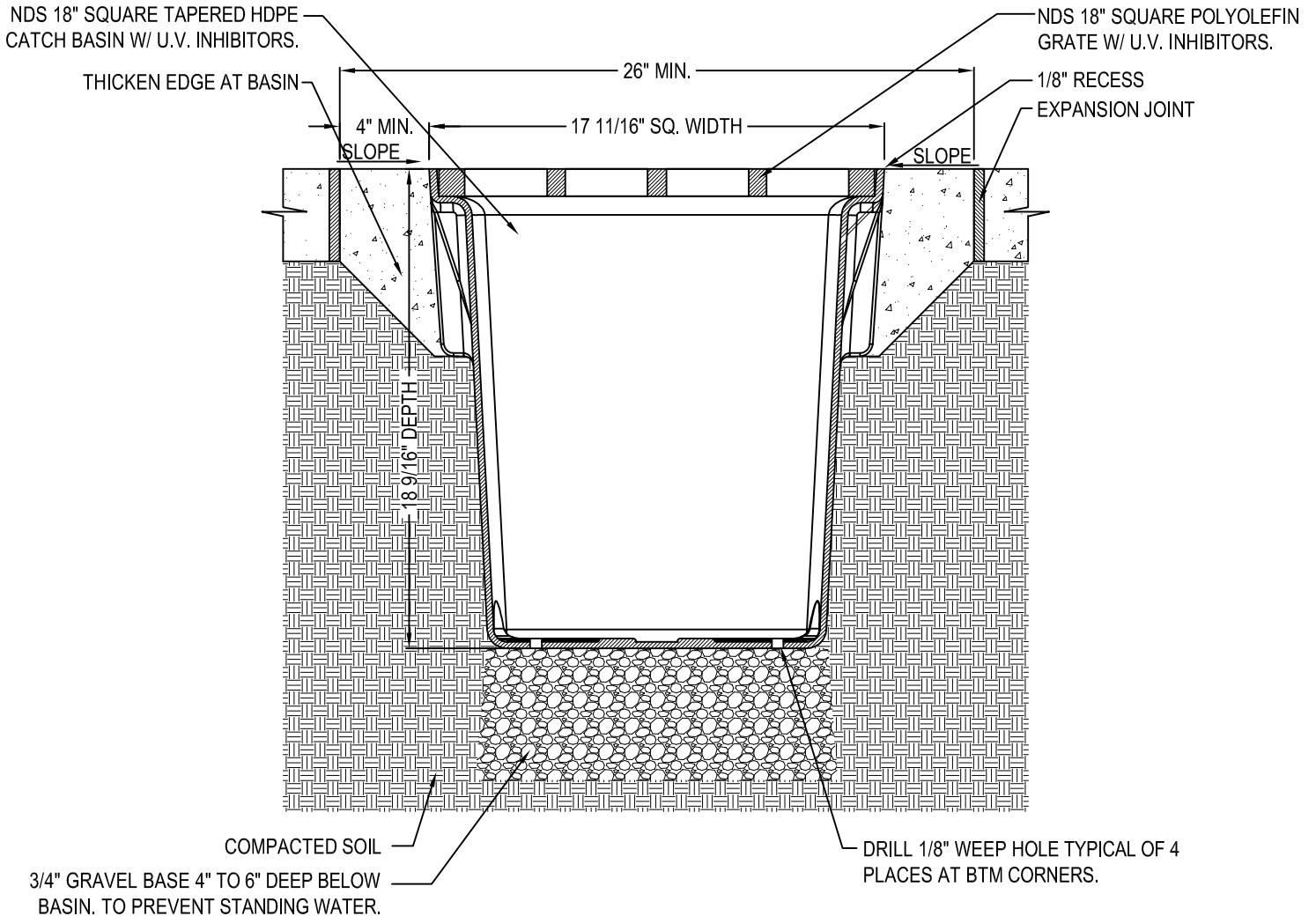
24" SQUARE CATCH BASIN - TYPICAL INSTALLATION FOR PEDESTRAINS AND LIGHT VEHICULAR TRAFFIC APPLICATIONS CASE A & B





NDS[®]
We put water in its place

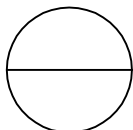
NDS, INC.
851 NORTH HARVARD AVE.
LINDSAY, CA 93247
TOLL FREE: 1-800-726-1994
PHONE: (559) 562-9888
FAX: (559) 562-4488
www.ndspro.com



SECTION

NOTES:


1. GRATE TO BE ATTACHED TO CATCH BASIN WITH SCREW PROVIDED AT TIME OF INSTALLATION.
2. INSTALLATION TO BE COMPLETED IN ACCORDANCE WITH MANUFACTURER'S SPECIFICATIONS.
3. DO NOT SCALE DRAWING.
4. THIS DRAWING IS INTENDED FOR USE BY ARCHITECTS, ENGINEERS, CONTRACTORS, CONSULTANTS AND DESIGN PROFESSIONALS FOR PLANNING PURPOSES ONLY.
5. ALL INFORMATION CONTAINED HEREIN WAS CURRENT AT THE TIME OF DEVELOPMENT BUT MUST BE REVIEWED AND APPROVED BY THE PRODUCT MANUFACTURER TO BE CONSIDERED ACCURATE.



SQUARE CATCH BASIN

18" SQUARE CATCH BASIN - TYPICAL INSTALLATION FOR PEDESTRIAN & LIGHT VEHICULAR TRAFFIC APPLICATION LOAD CASE A & B

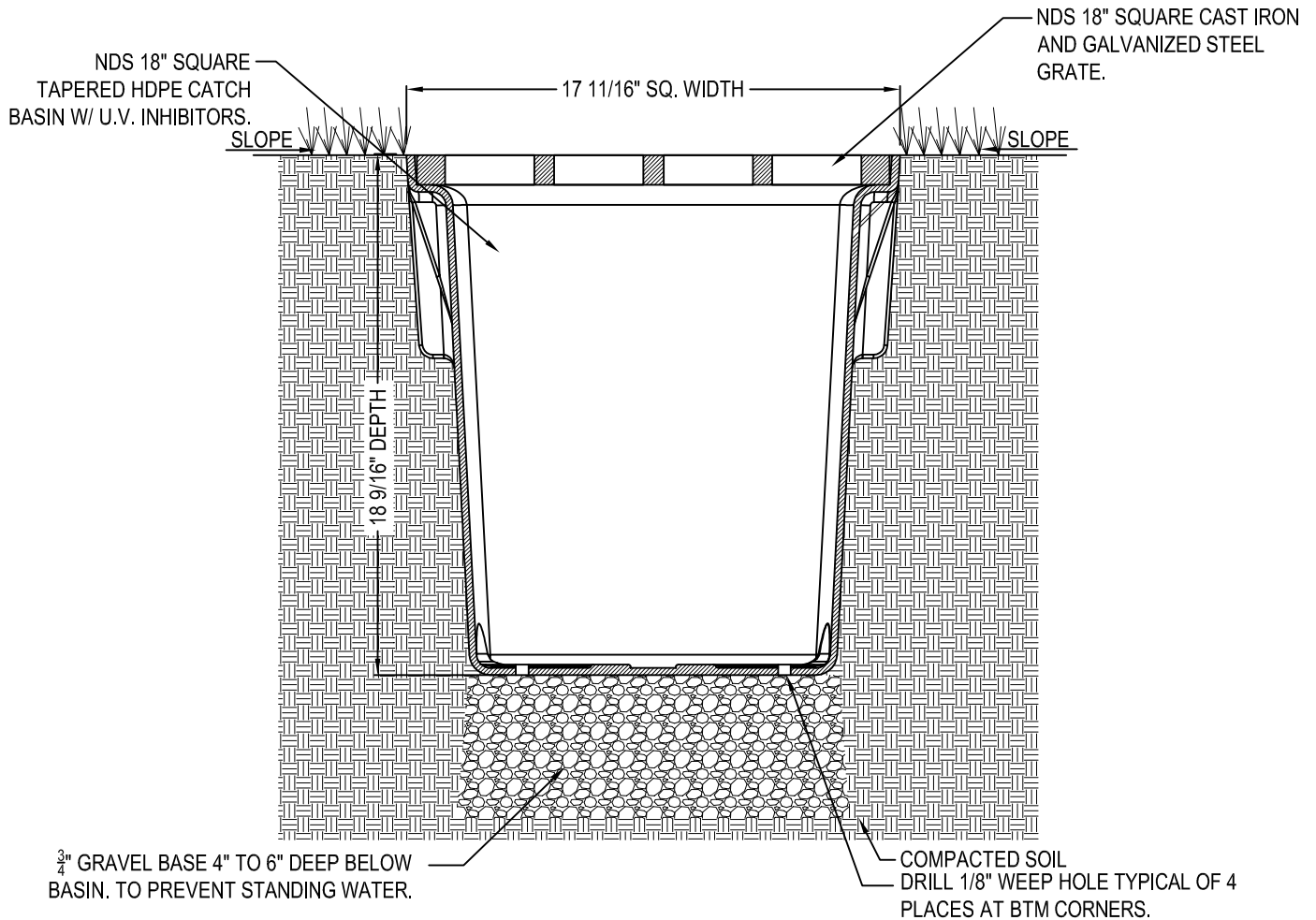




NDS®

We put water in its place

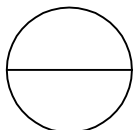
NDS, INC.
851 NORTH HARVARD AVE.
LINDSAY, CA 93247
TOLL FREE: 1-800-726-1994
PHONE: (559) 562-9888
FAX: (559) 562-4488
www.ndspro.com



SECTION

NOTES:

1. GRATE TO BE ATTACHED TO CATCH BASIN WITH SCREW PROVIDED AT TIME OF INSTALLATION.
2. INSTALLATION TO BE COMPLETED IN ACCORDANCE WITH MANUFACTURER'S SPECIFICATIONS.
3. DO NOT SCALE DRAWING.
4. THIS DRAWING IS INTENDED FOR USE BY ARCHITECTS, ENGINEERS, CONTRACTORS, CONSULTANTS AND DESIGN PROFESSIONALS FOR PLANNING PURPOSES ONLY.
5. ALL INFORMATION CONTAINED HEREIN WAS CURRENT AT THE TIME OF DEVELOPMENT BUT MUST BE REVIEWED AND APPROVED BY THE PRODUCT MANUFACTURER TO BE CONSIDERED ACCURATE.



SQUARE CATCH BASIN

18" SQUARE CATCH BASIN - TYPICAL INSTALLATION FOR LANDSCAPE APPLICATIONS

